



DOWNLOADING, INSTALLING and CONNECTING the LUXcontrol APP to YOUR HANDHELD DEVICE

GM Lighting's LUXcontrol app is a free utility that enables total control over your residential or commercial lighting application, along with other appliances that the app may find.

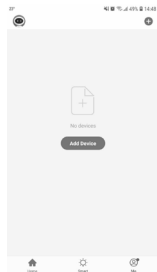
Follow the step by step instructions at right. If you are having difficulty, check your Wi-Fi connection and insure that your SHWP Smart Home Plug is inserted into the wall outlet all the way and operates properly.



1. Download and install the App LUX Control



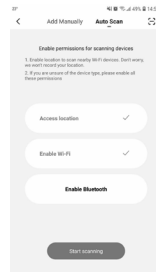
5. Found Plug! Press "Next".



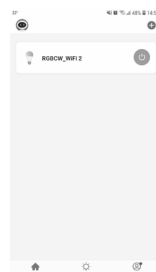
2. Open the App and press "Add Device"



6. Plug added! Press "Done" at upper left.



3. Press "Auto Scan" on top to start pairing



3. Press the paired Plug.



4. During Auto Scan, cycle plug On/Off 3 times until it blinks.



Ready to configure and use!

GM Lighting®



**SHWP Smart Home Plug
Installation and Programming
Instructions**

BEFORE YOU START:

Download GM's LUXcontrol™ app from the App Store or Google® Play. Or, scan the QR code for auto download. We will guide you through programming after we help you install your dimmer.



KEY SPECIFICATIONS

Color: White
Electrical Rating: 120VAC/10A load (1200W)
Working Temp: -20° to 50°C
WiFi Requirement: 2.4GHz only
App Support: iOS / Android

Only supports 2.4 GHz Wi-Fi network
Simplified steps to install App on your smart phone or tablet on Apple/Google Play Store
Works with Amazon Alexa, Google Home
For indoor use only

Amazon, Alexa and all related logos are trademarks of Amazon.com, Inc. or its affiliates. 'iOS' is a registered trademark of Apple.

BENEFITS OF THE SHWP PLUG:

Why use a Smart Home Wi-Fi Plug? It's a completely mobile solution to power control. Want to program your in-room coffee maker? Want to make sure that your phone is charging at a specific time when a Smart Home Outlet is not available? The SHWP enables mobile power wherever there is a 120V wall outlet.

PAIRING YOUR OUTLET TO VOICE CONTROL

GM Lighting's LUXcontrol is your gateway to enabling Smart Home lighting control. Once you have the outlet recognized by the LUXcontrol app, follow your Alexa® or GoogleHome™ instructions to introduce LUXcontrol lighting to your Smart Home voice system.

If you still have questions or need extra help, we're here for you! See our website:

www.gmlighting.net

HAVING A PROBLEM CONNECTING TO WI-FI?

Wi-Fi is a wireless networking technology that allows devices such as computers (laptops and desktops), mobile devices (smart phones and tablets), and other equipment (printers and video cameras) to interface with the Internet.

Although Wi-Fi has been standardized in order to facilitate the many products that utilize it for connectivity, sometimes connecting to Wi-Fi can be challenging. Here are some tips in case you may be having difficulty.

- The LUXcontrol app will automatically recognize your Wi-Fi signal, enabling easy pairing to your GM Lighting Smart Home device. If a signal cannot be initially found, you will be taken to a manual set-up page.
- Select the plug icon that is labeled Wi-Fi.
- Manually enter your Wi-Fi channel name and your password. If the signal still cannot be found, go to your router and press the Reset button, usually found on the back of the router. Have this information in front of you before you attempt.
- See our website for our connection FAQ, located on the LUXcontrol product pages.

GMLighting®

LUXcontrol
SMART PLUG, along with
SMART OUTLET and SMART
DIMMER enables total voice
and app control of your
lighting application.

