




There's something special that happens within the confines of this 12" x 12" LED light sheet. When you combine a wide variety of color temperatures, along with RGBW, then this light sheet, called Lamina, becomes something very much like an artist's palette,

This is where imagination takes over, and applications become inspirations.



LED DIODE ( 144 )

CONNECTOR PORTS  
( 3 PER SIDE )




12"

12"

REVERSE SIDE:  
FULL ADHESIVE  
COVERAGE


## LAMINA BACK LIGHTING

Whether illuminated material  
(in both examples, we are  
showing an acrylic material  
with marble textures)  
is placed 1 inch or 2 inches  
from the Lamina source,  
GM Lighting offers clear acrylic  
adjustable spacers,  
in 1" and 2" lengths.




ABOVE: Brooklyn powder room  
RIGHT: Kitchen visualization







1




2




3



4




5




6



7



8



9

## LAMINA TEXTURE REVEALS

LEFT:

These visualizations serve to illustrate how Lamina brings out texture: light, shadow, hue and color density are all controlled by Lamina - either as a dimmable 2700K, 3000K, 3500K or 4000K source - or as color-changing RGBW - Lamina provides the illumination for your inspiration.


Each sheet is 1/4" thick acrylic, offset 2" from Lamina.

1. Lamina RGBW tuned to Blue with Textured Frosted Acrylic
2. Lamina 3500K - Textured Frosted Acrylic
3. Lamina RGBW tuned to Red with Textured Frosted Acrylic
4. Lamina 3500K with Linear Fluted Glass
5. Lamina 3500K with Dimpled Glass
6. Lamina 3500K with Tread Frosted Acrylic
7. Lamina 3500K with Salmon Marble Resin
8. Lamina 3500K with Frosted Aqua Glass
9. Lamina 3500K with Maduro Glass

## LAMINA CONNECTIVITY

RIGHT:


Lamina's ease of use will surprise you. Simply interconnect wiring connection modules, and you're off!




## BEYOND THE RECTANGLE

Imagine the ability to leap beyond the grid.

Inset into the bar's surface are Lamina cut-out symbols reminiscent of Moroccan tribal art. When illuminated, the symbols not only attract attention, they create a vibe.



CUT LINE EXAMPLES



Use either scissors or a hobby knife to cut through Lamina. Stay on the guides!



[GMLIGHTING.NET/LAMINA](http://GMLIGHTING.NET/LAMINA)